

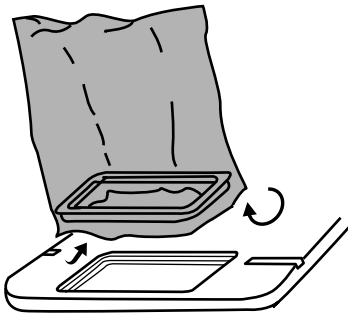
# **baby lock**

## Trim Bin

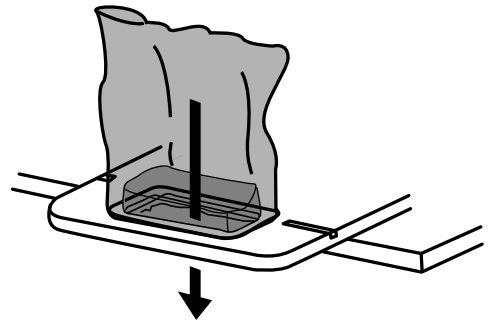
Item No: 900N (BLTBIN)

### ADVANTAGES

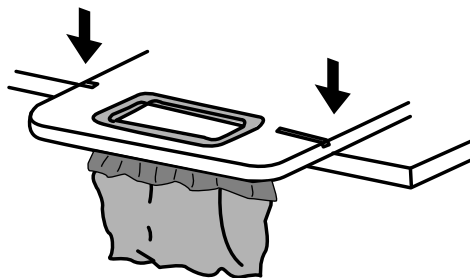
- \* Catches fabric scraps cut from your Baby Lock serger
- \* Helps protect your table surface
- \* Enhances your serger performance, as well as eliminating vibration



- ① Push up on the underside of the bag support insert to remove. Then attach plastic bag as illustrated above.



- ② Place bag support insert into opening with about 1 to 2 inches of plastic bag turned up inside.



- ③ Match marks on the platform with the table edge. Then push the plastic bag through to the underside as illustrated.